

MGP260 series instruments for Biogas & RNG processes



MGP261 — Operation and control

The award-winning MGP261 provides insight to help with the biggest problem in biogas production — consistency.

The MGP261 helps actively monitor anaerobic digestion of industrial and municipal waste, wastewater sludge, as well as landfill gas — to save energy and protect your combined heat and power (CHP) engine or RTO.

Robust and compact, this 3-in-1 methane, carbon dioxide and humidity probe gives you always-on, highly reliable measurements — so you can increase your yield.

Optical, in situ and truly robust

The MGP261 and MGP262 are the first Ex-certified instruments for measuring methane (CH_4), carbon dioxide (CO_2), and humidity (H_2O) directly inside a biogas process. Benefits include eliminating sampling and moving parts, with a vastly lower maintenance need.



No sampling lines
No sample conditioning
No fixed calibration gases

Vaisala MGP260 series



- Ex-certified to Class 1 Div 2
- In situ installation, directly in the process line
- H_2S Resistant (Tested to 10k ppm)
- Patented CARBOCAP® infrared technology minimizes the need for calibration
- Compact

MGP262 — Don't let your profits slip

The MGP262 for off-gas methane & high-concentration CO_2 helps make sure your upgrading unit runs the way you need it to run — without inefficiencies.

While some methane always escapes, the MGP262 is a valuable tool for minimizing costly and harmful methane slip.

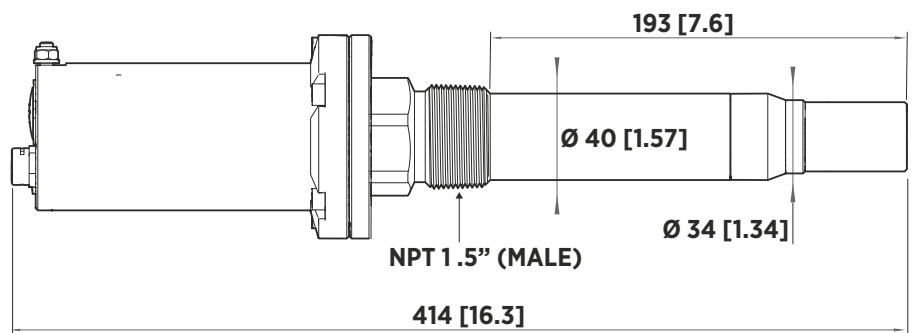
With its continuous, real-time measurement, the MGP262 gives you the ability to control your process and focus on producing the best RNG possible.

Performance Specifications	 Vaisala MGP261 Methane, carbon dioxide and humidity		 Vaisala MGP262 Methane and carbon dioxide	
	Primary use	Raw or conditioned biogas or LFG monitoring		Biomethane / RNG off-gas monitoring
Installation type	In-situ, Ball-valve, Remote via flow-through chamber			
Sensor	Vaisala CARBOCAP® infrared technology			
CH ₄ measurement range	0 ... 100 vol-%		0 ... 5 vol-%, (0 ... 10 vol-% optional)	
CO ₂ measurement range	0 ... 100 vol-%		0 ... 100 vol-%	
H ₂ O vapor measurement range	0 ... 25 vol-%, -10 ... +60 dew point °C (14 ... +140 dew point °F)		n/a	
CH ₄ accuracy at +25 °C (+77 °F) and 1013 mbar ¹⁾	0 ... 40 vol-%: ±2 vol-% 40 ... 70 vol-%: ±1 vol-% 70 ... 100 vol-%: ±2 vol-%		0 ... 2 vol-%: ±0.1 vol-% CH ₄ 2 ... 5 vol-%: ±5% of reading	
CO ₂ accuracy at +25 °C (+77 °F) and 1013 mbar ¹⁾	0 ... 30 vol-%: ±2 vol-% 30 ... 50 vol-%: ±1 vol-% 50 ... 100 vol-%: ±2 vol-%		90 ... 100 vol-%: ±1 vol-% 0 ... 90 vol-%: ±2 vol-%	
H ₂ O accuracy at +25 °C (+77 °F) and 1013 mbar ¹⁾	0 ... 25 vol-%: ±0.5 vol-%		n/a	
Repeatability CH ₄	±0.5 vol-% at 60 vol-%		< ±0.1 vol-% at 1% CH ₄	
Repeatability CO ₂	±0.3 vol-% at 40 vol-%		±0.4 vol-% at 95 vol-%	
Repeatability H ₂ O	±0.1 vol-% at 10 vol-%		n/a	

¹⁾ Including non-linearity, calibration uncertainty, and repeatability; temperature and pressure compensated, excluding cross-interferences to other gases.



Unique Sensor Technology



VAISALA

Please contact us at
vaisala.com/contactus



Scan the code for
 more information

Ref. B212439EN-B ©Vaisala 2023
 This material is subject to copyright protection, with all copyrights retained by Vaisala and its individual partners. All rights reserved. Any logos and/or product names are trademarks of Vaisala or its individual partners. The reproduction, transfer, distribution or storage of information contained in this brochure in any form without the prior written consent of Vaisala is strictly prohibited. All specifications – technical included – are subject to change without notice.

vaisala.com